

AL Twin/Max AIR SOURCE HEAT PUMP



HEAT PUMPS FROM AUSTRIA

www.idm-energie.at

© Hotel Hohen Salve
Heated with a IDM heat pump

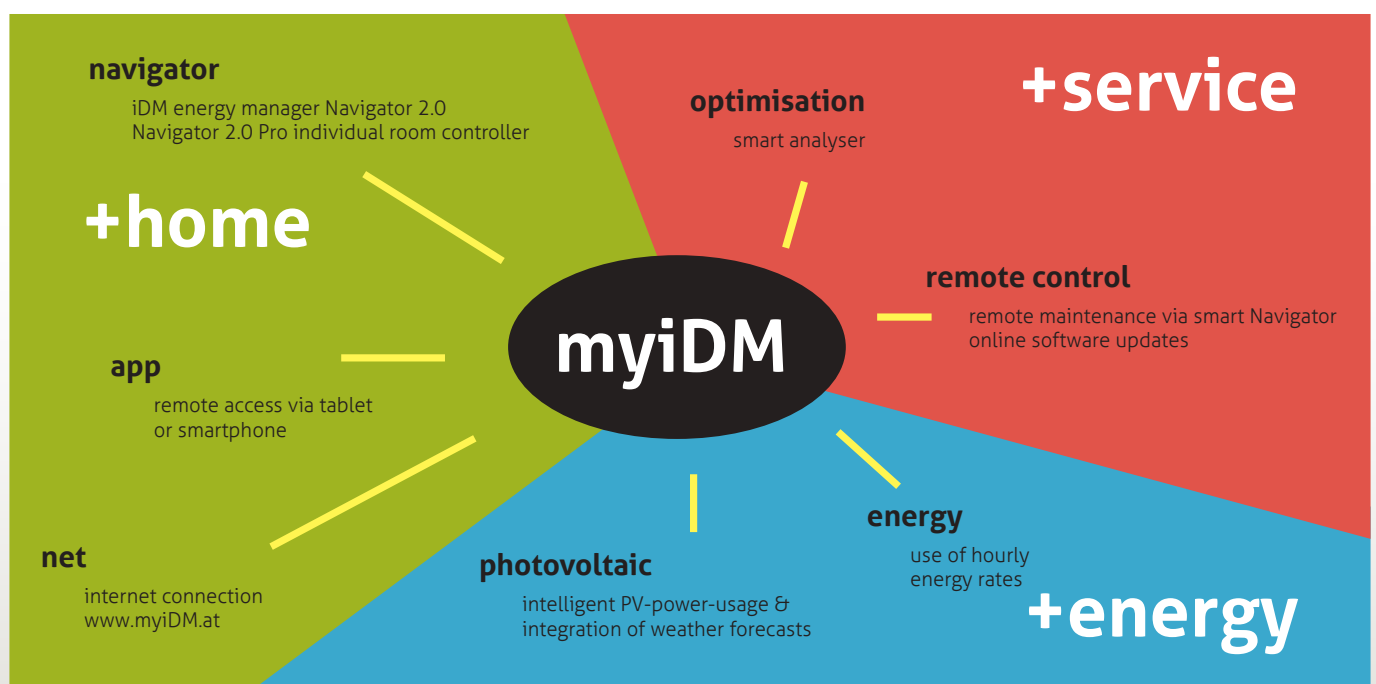
AIR HEAT PUMPS FOR HIGH PERFORMANCE NEEDS

The iDM air source heat pump AL 60 Max is designed for a high power requirement of large buildings and works very efficiently. With a heat output of 60 kW per machine - or up to 300 kW in cascades - this heat pump meets the requirements for the heat supply of hotels, residential or commercial properties or even industrial buildings. AL Max - these are actually two machines in one housing: At the heart of the powerful system are two scroll capsule compressors with generously dimensioned, copper-brazed and insulated heat plate exchangers as condenser. In the air heat pump even the evaporators are separated and each have its own, particularly quiet fan with owl inspired wing design.

- **High COP of 4.64 for low energy consumption**
- **Sound Reduction System SRS for silent operation**
- **Two compressors for output adaptations and a low energy consumption**
- **Navigator 2.0 control system to optimise energy consumption and convenience**



THE INTELLIGENT HEAT PUMP



AIR HEAT PUMP TERRA AL 17/24/32 Twin

AIR HEAT PUMP TERRA AL 60 Max



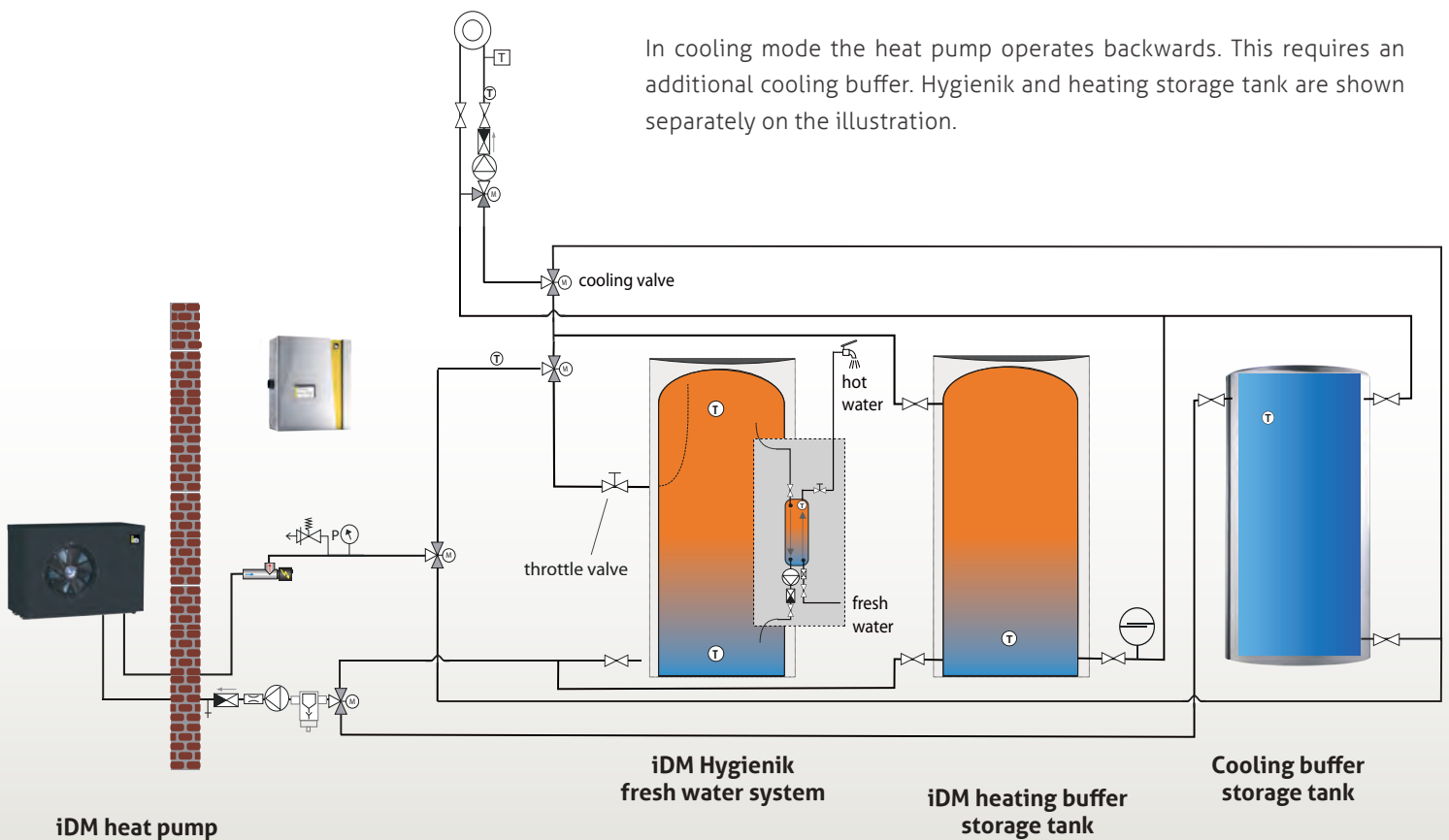
- ⦿ 17 - 32 kW (certified COP 4.64 in partial operation)
- ⦿ 2-stage design
- ⦿ Demand-based output adaptation with 2 compressors
- ⦿ Allows cooling
- ⦿ Low design height
- ⦿ Integrated heat pump management Navigator 2.0
- ⦿ Control system for protection against the elements
- ⦿ Pure outdoor installation

- ⦿ 60 kW
- ⦿ 2-stage design
- ⦿ Demand-based output adaptation with two compressors
- ⦿ Allows cooling
- ⦿ Two separate cooling circuits in one housing - this means double power and double safety with enhanced flexibility and a longer service life



COOLING

In cooling mode the heat pump operates backwards. This requires an additional cooling buffer. Hygienik and heating storage tank are shown separately on the illustration.




TECHNICAL DATA

TERRA AL Twin/Max for outdoor installation

Technical data in compliance with EN 14511	UNIT	TERRA AL 17 Twin	TERRA AL 24 Twin	TERRA AL 32 Twin	TERRA AL 60 Max
Energy efficiency class package label (heat pump + temperature control)		A ⁺⁺	A ⁺⁺	A ⁺⁺	A ⁺
Compressors/cooling circuits		2/1		2/2	
Heat output at A2/W35	[kW]	17,24	23,68	31,56	58,25
Heat output at A7/W35	[kW]	21,67	29,17	38,51	74,75
Refrigerant ¹⁾		R410A			
Power consumption at A2/W35	[kW]	4,23	5,85	7,87	16,55
Power consumption at A7/W35	[kW]	4,43	5,98	7,99	16,87
COP at A2/W35		4,08	4,05	4,01	3,52
COP at A7/W35		4,89	4,88	4,82	4,43
Heating output at A2/W35 (1 stage)	[kW]	10,26	13,09	18,55	29,03
Power consumption at A2/W35 (1 stage)	[kW]	2,21	2,84	4,07	8,29
COP at A2/W35 (1 stage)		4,64	4,61	4,56	3,50
Cooling capacity at A35/W18	[kW]	26,31	35,86	45,00	70,52
EER at A35/W18		3,87	3,89	3,81	3,31
Sound power level at a distance of 10 m	dB(A)	39	42	48	52
Dimensions HxWxD	mm	1195x1970x943	1395x1970x943		1500x3270x915
Weight	kg	415	480	490	880

¹⁾ The heat pump contains the F-Gas R410A and is subject to the provisions of F-Gas regulation EU/517/2014.



© iDM ENERGIESYSTEME GMBH
 Seblas 16-18 | A-9971 Matrei in Osttirol
 www.idm-energie.at | team@idm-energie.at

04.2018/8183851 • iDM product sheet AL Twin/Max
 Changes and errors excepted.

